



HOW WE DEFEATED STRETCH MARKS

Realized in collaboration with
Center of Therapeutic Excellence
Biodermogenesi®



HOW WE DEFEATED STRETCH MARKS

Realized in collaboration with
Center of Therapeutic Excellence
Biodermogenesi®



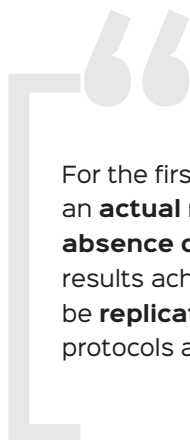
BIODERMOGENESI®
THE LIFE-TOUCH THERAPY



**CENTER OF
THERAPEUTIC
EXCELLENCE**
BIODERMOGENESI®

**Domenico Amuso
Pier Antonio Bacci
V́ctor Garća Giménez
Cinzia Leonardi
Şerafettin Saraçođlu
Claudio Urbani**

**Giovanni Alberti
Maria Albini
Roberto Amore
Uzma Tiwana Ayub
Annalisa Beatini
Katia Caccamo
Chiara Canci
Maria Grazia Caputo
Gisella Elvira Cotilli
Ester D'Amore
Bianca Diffidenti
Elisabetta Fulgione
Eleonora Farina
Michele Angelo Farina
Domenico Greco
Eliana Lanza
Simona Laura
Francesco Lino
Michele Lomuto
Roberto Lualdi
Francesco Madonna Terracina
Marina Pagano
Luca Paoelli
Aldo Reale
Francesco Ruffa
Ido Sarracco
Maria Elena Spinelli
Concetta Tiralosi
Gabriela Vasilescu
Elisa Venditti
Roberto Zunica**



For the first time, this study allowed us to witness an **actual restructuring of stretch marks in total absence of side effects**. Thanks to the consistent results achieved, we are able to state that they can be **replicated on everyone**, as long as operating protocols are followed correctly.



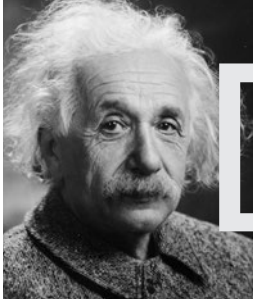
A. Artigiani, G. Cervadoro, B. Loggini, A. Paolicchi

BIODERMOGENESI®: THE NON-INVASIVE SOLUTION TO STRETCH MARKS



UNIVERSITÀ DI PISA

- School of Specialization in Dermatology and Venereology
 - U.O. Dermatological Surgery, Physiotherapy and Follow-up Care for Burns
- University of Pisa



*It's easier to smash an atom
than a prejudice.*

Albet Einstein

PREFACE

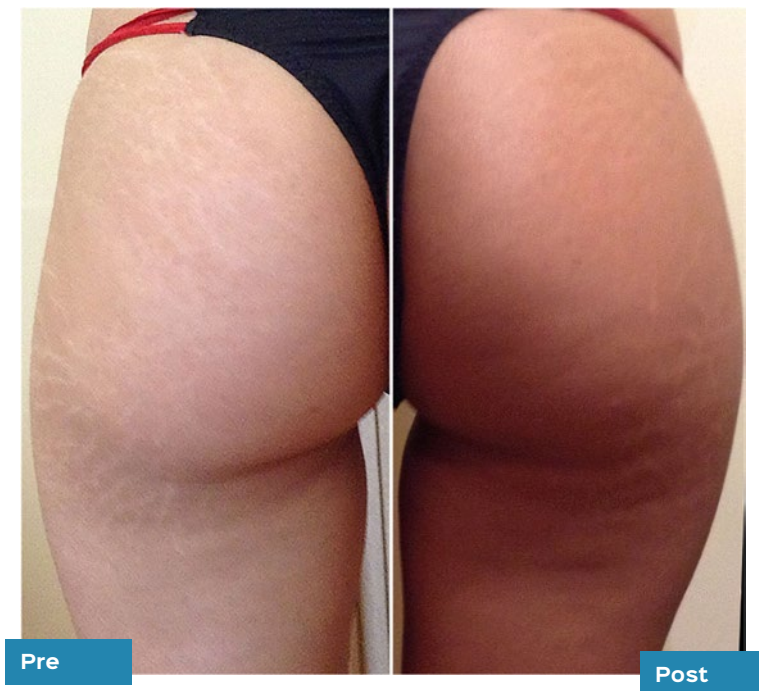
The prejudice that stretch marks cannot be regenerated, unlike what demonstrated by the University of Pisa, is hard to destroy as it has been entrenched across the years when scientific research was not able to provide a therapeutic protocol effective against this aesthetic pathology.

As a matter of fact, the best that therapies proposed in the past (dermabrasion, peeling, laser, radiofrequency, infiltrations of active ingredients, etc...) can offer is a partial filling up of the striae sometimes accompanied by hyperpigmentation (usually non-reversible dark spots), mild pain, temporary skin inflammation, limitation of lifestyle such as patients cannot expose to sun for a few months after the treatment sessions. Furthermore, moderate results were observed on newly formed red stretch marks, whilst on deep opaque white stretch marks outcomes have always been poor.

The main reason why the previous therapies are seen as unsatisfactory by a large number of the patients is because of old white striae's nature no longer able to sun tan. With the exception of some and on very few patients, these therapies have never shown to promote restoration of stretch marks' ability to tan. This aspect is far from obvious as in summer, specially at the beach, the surrounding healthy skin tans and the striae, although partially filled up by one of the therapies presented, become more evident and marked. This causes discontent amongst the patients.

Finally, today we can obtain the much-awaited result: the actual and stable regeneration of the stretch marks that determines the consequent rediscovered ability to get tanned with sun exposure.

Biodermogenesi® is born and these are its outcomes:



Archive Dr. Claudio Urbani - Rome

STRETCH MARKS: AN AESTHETIC PATHOLOGY WITH HIGH SOCIAL IMPACT



Stretch marks are one of the most widespread aesthetic pathologies around the world, if not the most common; it increased its percentage starting from the second half of the XX century. The fact that in the past the onset of this imperfection was less frequent is proven by many things, also in our family life we see our grandmothers and great grandmothers rarely affected by stretch marks, and when it does it is the consequence of pregnancy.

Not only Leonardo, but neither the two great Masters of Medicine Vesalio in his *De Humani Corporis Fabrica* and Morgagni in *De Sedibus* had ever seen a striae. What about then the *Three Graces* by Rubens and Flemish painters who portrayed women heavily burdened with localized adiposity, cellulite and skin laxity, but never with stretch marks.

In contemporary times, more specifically in the first half of the XX century, the world's most important and wide photographic archive - by Brothers Alinari - collects hundreds of monochromatic pictures of fully naked women, but no sign of stretch marks appears on any of these. Scientifically speaking, the first evidence of stretch marks is dated 1867 when Koestner took the very first biopsy on skin tissue burdened by striae, thus documenting a loss in volume of the dermis. Later, when in 1932 Harvey Cushing presented his studies on the homonymous metabolic syndrome, he shifted the focus to how this skin pathology arises in cases of hormonal alterations.

It can be stated that striae are the consequence of many concomitant factors, such as hormonal alterations and mechanical pulling of the skin, and that they have been increasing exponentially in the last 20 years, also affecting Asian people, rarely affected until the XX century. From a generation to another, stretch marks - originally an uncommon occurrence - have been turning into a frequent physical effect of pregnancy and then puberty, now involving girls as well as boys.

According to recent data, it is estimated that over 26 million people are suffering from stretch marks in Italy and over 200 millions in the European Union.

WHAT HAPPENS INSIDE STRETCH MARKS

Much about stretch marks is still to be discovered, as well as about cellulite and acne. Among the few certain knowledge we have is the involution of the skin tissue affected by this aesthetic pathology. It is extremely important to understand that the stria follows a skin trauma, deriving from more factors such as hormonal disorders, often combined with a mechanical pulling related to weight gain and stretching or extension of the skin.

As illustrated by Cushing, hormonal alterations have effects on the collagen present in some body parts and, by making it unstable, they often disrupt it. When these kind of hormonal disorders and the stretching or extension of the body occur at the same time (for instance during puberty in teenage boys and girls), sometimes joined to weight gain (as happens during pregnancy or breastfeeding), the risk of developing striae is elevate.

This alteration manifests as intense redness followed by a long skin inflammation phase, during which the skin tissue tries to repair itself. At this stage the skin is still slightly damaged and chances to obtain a satisfactory aesthetic solution are very high, even with the other aforementioned technologies.

Over time stretch marks change their colour from bright red to a tending whitish shade and progressively increase their opacity. This evolution proves how skin microcirculation has significantly changed and consequently how skin tissue can be regenerated.

Perhaps not everyone knows that light is able to cross our skin and is reflected by red blood cells; it “bounces” toward the outside and thus contributes to determine skin colour. Therefore, the whitish skin tissue is due to the progressively reduction of skin capillary diameter as consequence of a collagen alteration no longer providing adequate support to the dermis. When capillary caliber reduces, the amount of blood running inside them and accordingly volume of oxygen and nourishment brought to the skin proportionally reduce. In an analogous way, lymphatic system is no longer able to reabsorb the cell metabolic wastes and toxins stationing in the skin.

These biological reactions leave the skin poor in nutrients and oxygen and rich in toxins, so it will be more difficult for the skin to produce new collagen and elastic fibers and it will no longer have the ability to encourage the formation of new cells as much as needed. All this results in stretch marks losing an amount of cells and molecules higher than they can produce and becoming even deeper, marked and evident.

Knowing what happens inside the skin, it is possible to understand why the previous therapies were not capable of remedying striae’s structural and aesthetic changes, after all, none of these treatment options have ever committed to promote skin microcirculation restoration or elastic fibers production. In the past, any production of new collagen was limited to type I fibrotic collagen and never type III elastic collagen typical of the baby’s skin.

BIODERMOGENESI®

Unlike other therapies, the synergy used by Biodermogenesi® to treat stretch marks can regenerate the skin. This method is based on the combined use of the Bi-one 2.0 MD device and synergistic cosmetics in accordance to consolidated operating protocols.

The first research was led by Professor Bacci and involved 2034 patients. It documented generally positive feedback except for a small percentage of patients who had poor results. Looking up the medical records, it was established that these patients were facing particular circumstances, such as breastfeeding, after effects of anorexia or bulimia or they started Biodermogenesi® treatment sessions together with strong hormonal or cortisone-based therapies, which, as found out later, drastically reduce the yield of treatment.

All these aspects are now indicated in the evaluation form to be filled in before starting the treatment, in this way treatment can be postponed until the clinical picture of the patient allows to obtain the maximum potential result.

In accordance with these parameters, the School of Dermatology of Pisa chose eighteen volunteer patients with all phototypes to undergo Biodermogenesi® treatments at the Ateneo of Pisa. Selected patients presented opaque white stretch marks aged between 7 and 35 year old, some of them even wider than one centimeter.

The study conducted by the University of Pisa is based on a meticulous survey supported by biopsies, ultrasounds and three-dimensional view of the stretch marks. Biopsies prove whether the improvement of the skin tissue is only aesthetical or also structural, ultrasounds verify whether the stiffness of the skin with stretch marks vary or not and the three-dimensional view assesses any filling up of the stretch marks. All patients have proven to appreciate the outcomes; the aesthetic evidence was clear, in fact, stretch marks appeared filled up and tanned, practically no longer visible.

Biopsies consolidated the aesthetical result by underlining cell multiplication and production of new elastic fibers and type III collagen, but mostly restoration of melanocytes, which, when stimulated by ultraviolet rays, reacti-



Pre



Post

Archive - School of Dermatology of the University of Pisa

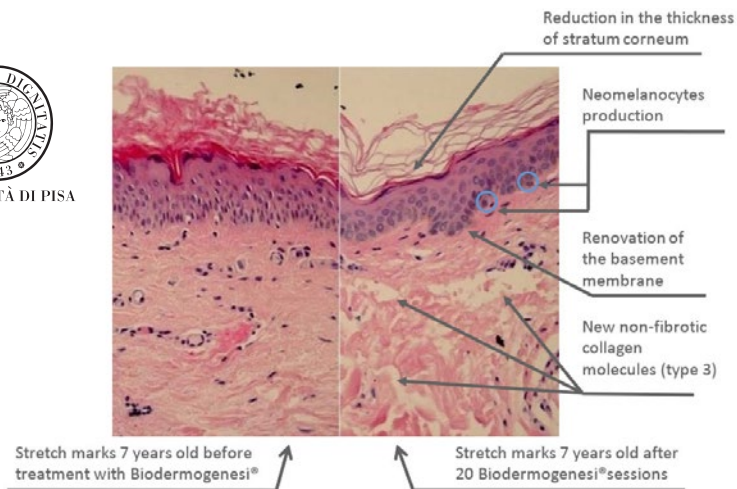
vate the tanning process. This helps us understand the reason why for the first time we witnessed it on all patients treated.

Ultrasounds show that skin with stretch marks has lost rigidity previously felt when touched and has become as elastic as the surrounding skin tissue.

Relevant was the assessment of striae's filling up: lower result equal to 72%, average 83,55% and maximum 100%.

Hence, all patients had a strong improvement, stretch marks raised up, tanned and became almost smooth to the touch.

On the strength of this real revolution, the Pisan research team titled the study "Biodermogenesi®: la soluzione non invasiva nella terapia delle smagliature", which means "Biodermogenesi®: the non-invasive solution in stretch marks treatment".



HOW BIODERMOGENESI® WORKS

Many are the reactions triggering inside stretch marks that make them white, opaque, deep and more evident day by day. When a stretch mark arises, there is a breaking of collagen fibers. Failure for these fibers to lend support to the dermis results in blood microcirculation altering - it no longer brings the amount of oxygen and nourishment required for skin regeneration - and lymphatic system not removing cell metabolic wastes and toxins. Consequence of these changes is the low quality of skin with stretch marks, poor in oxygen and nutrients (elements enabling regeneration) and rich in toxins. Cellular reproduction gets slower and cannot compensate the daily cell loss, therefore, stretch mark becomes more sunken and visible every day.

Thanks to the sum of the different stimulations addressed to stretch marks (vacuum, electromagnetic fields and light electrical stimulation), Biodermogenesi®'s therapeutic response is absolute.

Vacuum action is calibrated to achieve the reactivation of skin blood and lymphatic microcirculation and its preservation. It was seen how blood vessels beneath stretch marks are less reactive than normal, therefore, to recover full functionality, Biodermogenesi® employs a vacuum bell to stretch the skin by 3 millimeters and enable capillaries to recover their regular caliber without excessively dilating them. This brings a greater blood flow to the capillaries and subsequently an increased supply of oxygen and nourishment (necessary elements for restoration and regeneration) to stretch marks. At the same time, vacuum stimulation allows lymphatic capillaries to collect a larger amount of toxins by osmosis, improving skin quality.

Biodermogenesi® combines vacuum and electromagnetic fields. Electromagnetic fields supplied by the device have nothing to do with the many forms of

electromagnetic pollution we commonly hear about when speaking of mobile phones, microwave units or 5G latest technology. Its signal is the result of the experience gained in Sport Medicine, where it has been used in total safety to regenerate injured muscles and relieve muscles and tendon inflammation since the 60's last century. The form used by Biodermogenesi® differs by depth of action, here limited to skin layers. Electromagnetic field action is simple but effective: it is the sole therapeutic treatment capable of retrieving oxygen and nutrients from extracellular space, where they are released by blood microcirculation and then transferred inside the cell to start the regenerative process.

As proven by the School of Dermatology of the University of Pisa, the great amount of new cells, collagen and elastic fibers encourages the gradual filling of stretch marks furrow, which usually raises up to the surrounding skin. Concomitantly, electrical stimulation enables the transmission of active ingredients and the enhancement of skin electromagnetic conductivity, thus amplifying the results.

Therefore, it can be stated that for the first time we are dealing with a treatment method capable of combating all those alterations commonly related to stretch marks, recovering a better functionality of skin microcirculation, increasing quality of extracellular matrix and multiplying the production of collagen, elastic fibers and cellular mitosis.

Stretch marks fill up, hydrate, become more elastic and tan again when exposed to the sun just as healthy surrounding skin.

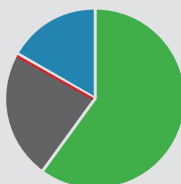


LONG LASTING RESULTS

The most valuable thing are the long lasting results achieved with Biodermogenesi®. At first an appropriate follow-up of the patients was done by Professor Pier Antonio Bacci and Professor Andrea Artigiani of the University of Pisa over five years after the end of Biodermogenesi® treatment program. Later on, further evaluations were performed by Doctor Claudio Urbani always at least five years from the last treatment.

Patients who agreed on taking part to the evaluation were asked by doctors to assess stability of the improvement enabled by Biodermogenesi®. Options given were as follows:

- outcome has worsened and stretch marks are visible again;
- outcome has remained stable over the year;
- outcome has progressively been increasing after completing the treatment;
- not sure.



Follow-up on 30 patients 5 years after treatment cycle

- improved 18
- stable 7
- decreased 0
- not sure 5

The vast majority of the patients confirmed that stretch marks have been improving with the time passing by, also thanks to stretch marks tanning until getting a colour uniform to the surrounding skin. Many affirmed that results have remained stable, fewer have not paid attention whether results have remained stable or not and no one has ever complained about losing improvements.

By saying that, it can be stated that regeneration promoted by Biodermogenesi® remains stable over the years.



FAQ

How do stretch marks respond to Biodermogenesi® treatment?

Stretch marks regenerate progressively and by filling up they become less evident when touched. Their new found ability to tan make them invisible.

How can stretch marks tan?

Biodermogenesi® treatment provides a perfect reorganization of the skin, which also extend to the reactivation of melanocytes which in turn produce melanin when exposed to the sun. Stretch marks can now tan naturally.

How long do you have to wait until stretch marks start tanning?

After at least four sessions with Biodermogenesi® melanocytes' functionality is restored, that means stretch marks can get tanned. However, it should be remembered that stretch marks cannot achieve the same chromatic intensity of the surrounding tissue because they have not reacted to sun stimulation in years. To make it simple, it is like when the last days of holiday at the beach you wear a swimsuit with a different shape from the ones you have worn in the previous days; the part of the body covered since then tans less intensively than the skin not covered all along.

After skin is returned to its normal colour, it is ready for the second exposure. Now stretch marks will get basically the same colour of the surrounding skin tissue, becoming invisible.

In how many sessions are stretch marks regenerated?

Biodermogenesi® therapeutic program consists of a cycle of 6 to 9 sessions. The variable depends on different type (size and width) and age (red recent or white old coloured) of stretch marks to be treated. Sessions are to be performed once or twice a week. Failure to follow indicated times may lead to a lower yield of the treatment.

Where do I find Biodermogenesi® treatments? How can I be sure that treatment is delivered correctly?

Center of Therapeutic Excellence Biodermogenesi® quality mark is born to protect the patient; only those medical practices that have proven their quality by working in compliance with the original protocols have received this approval.

Is it possible to know before to start the treatment what the final result will look like and how many sessions will be necessary?

Of course, thanks to the well-established diagnostic system adopted by all *Centers of Therapeutic Excellence Biodermogenesi®* we can have this information prior to start the treatment.

Are top-up sessions necessary?

No, results obtained on stretch marks have proven to be stable more than 5 years after the end of the treatment.

Is the treatment painful?

Absolutely not, treatment is pleasant and relaxing.

Are there any limitations to the treatment?

There are no special limitations, in fact we can statistically affirm that 95% of the adults may undergo Biodermogenesi® treatment without any problem. Still, the diagnostic system provides a list of the cases for which the treatment should be totally avoided or be delayed for a few months such as pregnancy and breastfeeding.

Does the treatment have side effects?

Absolutely not, the treatment is effective and absolutely free of side effects as once again demonstrated by the clinical data collected by the *Centers of Therapeutic Excellence Biodermogenesi®* in March 2020.

It is worth remembering what the School of Dermatology of the University of Pisa stated: *“For the first time we witness an actual restructuring of stretch marks in total absence of side effects”*. This was confirmed by the Chair of Plastic Surgery of the University of Pavia that claimed to have had positive results *“in total absence of side effects”* on every patient treated.

Does it work on every skin type?

Absolutely yes, Biodermogenesi® treatment can be performed on every skin phototype without compromising results and safety and without incurring in collateral effects.

Does Biodermogenesi® erase stretch marks?

Stretch marks are skin alterations that will never abandon us; Biodermogenesi® helps us regenerate, fill, tan them and enhance their thickness and elasticity similar to the surrounding skin, thus encouraging a significant improvement stable over time.

Do Biodermogenesi® protocols include coadjuvant treatments?

Absolutely not! All the studies were conducted exclusively on Biodermogenesi® applied solo and documented results relate to the use of this treatment method alone. Only in presence of very wide hard to treat stretch marks it may be recommended a prior session of Carboxy Therapy and an injection of PRP or Bio-revitalizing products.

Any application other than those provided in the official protocols reduce the yield of Biodermogenesi® and, since it has not the required clinic experimentation, may expose the patient to unnecessary risks.

Are there any limitations after undergoing a treatment session?

No, patient's everyday life is not limited. Immediately after the session patient is free to do whatever he wants without any problem. We only recommend not to take cold showers or baths as it would stop the regenerative progress reactivated by the treatment which lasts a few hours.

Is every moment of the year a good time to start the treatment?

Yes, thanks to the absolute absence of side effects and the possibility to expose to the sun immediately after the session you can start the treatment at any time of the year.

Does Biodermogenesi® prevent new stretch marks from forming?

No, to date no existing therapy can prevent new stretch marks from forming.

Where do I find Biodermogenesi®?

Biodermogenesi® is present in every *Center of Therapeutic Excellence Biodermogenesi®*. To find out more you can contact us by email at customercare@biodermogenesi.com or search on www.biodermogenesi.com.

What are the requirements to become a *Center of Therapeutic Excellence Biodermogenesi®*?

In order to receive the approval as *Center of Therapeutic Excellence Biodermogenesi®* the doctor needs to follow training courses regularly, give proof of the quality of his work with periodic verifications and attend refresher Master-Class.

CENTER OF THERAPEUTIC EXCELLENCE BIODERMOGENESI®

Biodermogenesi® is not only a technology. Biodermogenesi® is a professional approach to aesthetic and functional pathologies based on a device (Bi-one® 2.0 MD), synergistic cosmetics, their advantages and safety were evaluated by university studies, and on an extremely detailed and exhaustive protocol.

The brand *Center of Therapeutic Excellence Biodermogenesi®* is associated to all those professionals who work in compliance with high quality standards and official protocols, thus guaranteeing the maximum result in total safety.

In order to receive this recognition the doctor needs to complete a specific training process, hold later refresher classes, document the quality of his work by providing periodically case history and some examples of the results achieved and be positively evaluated by his patients. Only if all this is confirmed year after year the title of *Center of Therapeutic Excellence Biodermogenesi®* can be renewed. In fact, doctors are evaluated every two years and when all parameters are positive, they achieve revalidation for two more years.

In these years Biodermogenesi® have built a reputation allowing its spread in over twenty Countries; the consequent creation of a quality mark as guarantee of competence and safety for the patient was a mandatory step.

Often in fact, other treatments, especially for stretch marks, have been promoted as Biodermogenesi® when in reality the service provided was different; in other cases the treatment was actually delivered by the Bi-one® 2.0 MD device, but the personnel was not properly trained, so unlicensed operators delivered the treatment without respecting the official protocols. In other circumstances the official protocols were overturned: wrapped up in his “intuition” a doctor paired Biodermogenesi® with other treatment meth-

ods without either scientific foundation or clinic case records; final outcomes were compromised instead of improved. This caused a damage not only to the patient, but also to Biodermogenesi®'s reputation and to all doctors who have work ethic and respect for their patients.

It should be remembered that the official protocols are the fruit of the collaboration with the Universities of Pisa and Pavia and recently the University of Barcelona. These partnerships allowed us to develop safe and trusted therapeutic processes supported by scientific publications. According to the official protocols, the treatment of stretch marks should be performed exclusively with Biodermogenesi®*; not in combination with any other technology or therapy.

The brand *Center of Therapeutic Excellence Biodermogenesi®* was created to ensure high quality and regular on-the-job training of the professionals: a guarantee that you do not find outside this circuit.

If you want to regenerate and tan your stretch marks in safety, rely on the high expertise of the doctors of the *Center of Therapeutic Excellence Biodermogenesi®*.

* Only in presence of very wide hard marked stretch marks the doctor may recommend you a prior session of Carboxy Therapy and an injection of PRP or Bio-revitalizing products.

AN ITALIAN PATENT, AN ITALIAN TECHNOLOGY

Biodermogenesi® is the result of Italian research. The project was entirely developed in Italy, the device and software are made and produced entirely in Italy.

The development of scientific research was also initially based in Italy with the participation of the Universities of Pisa and Pavia.

Today the Biodermogenesi® technology is present in many Countries; research and scientific studies are activate in Barcelona, Istanbul, London, Verona, Rome, Karachi and Beirut.

The Biodermogenesi® project is protected by two international patents and was selected by the Innovation Agency of the Presidency of the Council from among the Italian patents with the highest innovative and technological content.



ITALIA DEGLI **INNOVATORI**

Agenzia per la Diffusione delle Tecnologie per l'Innovazione
Presidenza del Consiglio dei Ministri



LEARN MORE ABOUT BIODERMOGENESI®!

Your first diagnostic consultation is offered by Biodermogenesi® and the Professionals of the Center of Therapeutic Excellence Biodermogenesi®.




Find the nearest accredited center by scanning the QR code or visit www.biodermogenesi.com and click on **Prova Biodermogenesi®**



**CENTER OF
THERAPEUTIC
EXCELLENCE**
BIODERMOGENESI®

Studies conducted by the School of Dermatology of the University of Pisa and the Chair of Plastic, Reconstructive and Aesthetic Surgery.



UNIVERSITÀ DI PAVIA



UNIVERSITÀ DI PISA



[TESTIMONIES

Prof. Pier Antonio Bacci

formerly adjunct Prof. of Phlebology and Aesthetic Surgery at the University of Siena
Lecturer in the Masters of Aesthetic Medicine at the University of Barcelona, Palermo and Rome

A TREATMENT METHOD PROJECTED INTO THE FUTURE

In forty years of practice, many opportunities for a briefing with yourself may come up, to look back and better understand the contemporary world. I must say that I have studied many methods, but four are the most important moments that together have established the milestones in Aesthetic Medicine and beyond.

These moments are linked to four methods that, as minimally invasive techniques containing seeds of great evolutions, have certainly paved the way for second generation aesthetic medicine: the first in 1999 is the crystal microabrasion with dermo-electroporation, arose from the studies of hydroelectropores that contributed to Professors Agree and MacKinnon's winning the Nobel Prize in Chemistry; the second is the 2005 endolaser with microfiber. The other two methods are the Endosphères compressive micro-vibration and Biodermogenesi[®], both dated 2007. These two devices are a new leap forward, in fact, albeit in different sectors, they are the expression of new non-invasive strategies with important aspects in regenerative medicine.

In particular, Biodermogenesi[®] has a history of its own; it is expression of a phenomenal corporate intuition that has been able to launch previous knowledge and strong experiences into the future and new fields of application, by using scientific rigor, clinical protocols and awareness of the future transformation of regulations and the explosion of new technical possibilities in non-invasive regenerative medicine and advanced dermocosmetic.

I had the honor of making the first study and filing the first scientific rationale on Biodermogenesi[®] back in 2007 at the Order of Doctors of Arez-



Centro di Patologie Estetiche

Via Monte Falco, 31 - Arezzo
Segreteria - Tel.: 0575 355998

Centro Medex

Via Veneto, 108 - Roma
Tel.: 06 4817646
studiomedicobacci@live.it



zo; today I have the pleasure of seeing the method evolved into the concrete demonstration of its great possibilities, from stretch marks to scars, skin laxity and hypotrophy, burns and skin regeneration.

Biodermogenesi® speaks for itself: the existing works are official and concrete, as are the prospects opening up. The company has continued to follow the paths required by the official academic and scientific rigor and never stopped dreaming about even greater developments. So no miracles, but right indications with well described and tested suitable protocols for good, constant and long-lasting results.

Almost fifteen years have passed since that distant beginning. In these years the horizon has kept rising, bringing serenity and satisfaction to patients and operators: this is the right way followed by an avant-garde method projected into the future.

Stretch marks and scar treatments performed with Biodermogenesi® method is one of the most advanced technical-scientific proposals of our time in the field of non-invasive and regenerative aesthetic medicine.

The protocols followed in our study are in line with those experienced by the collaborators of the company's research center, but, due to the great versatility of the technology, it is possible, in indicated and necessary cases, to associate many medical methods with Biodermogenesi® in order to always obtain more complete and lasting results even in the most difficult patients.

For these reasons, Biodermogenesi® is the treatment indicated for stretch marks and scars on all the different types of skin and alterations.

Dr. J. Víctor García Giménez

Specialist in Orthopedic Surgery and Traumatology

A NON-SURGICAL PAINLESS TREATMENT WITH UNDISPUTABLE RESULTS

Biostimulation, biostructuring, bioregeneration, Biodermogenesis[®]... Nice words with a great communication impact. The large number of medical therapeutic procedures proposed in recent years confirmed that it is important to respect biology. All of them relate to physiopathology interventions, carried out with basic and rigorous knowledge of the ways (why and how) in which things happen in human organism. Specifically, in the way they occur in the skin, particularly as consequence of a peculiar alteration such as stretch marks.

Stretch marks affect mostly women and are associated to two of the most studied physiological changes: puberty and pregnancy. These are responsible for the onset of the striae, with 30-70% incidence rate for puberty and 70-90% for pregnancy.

Stretch marks have always existed, in fact it is known that already in ancient Egypt women used to apply ointments and special oils to increase skin hydration and prevent skin atrophy from arising. Despite the existing widely documented scientific knowledge on therapies against stretch marks and variability of possible results, it is surprising that the causes are still unclear. According to recent medical progress these skin lesions, resulting from excessive stretching of the skin, are due to alterations of derma - one of the skin layers - which eventually impair its resistance and cause visible damage. Damage evolves just as wound healing process does and therefore it leaves permanent evidence very often.

Chairman of **Sociedad Española de Medicina y Cirugía
Cosmética – SEMCC**

Director of the **Master of Cosmetic, Aesthetic Medicine and of
Physiological Aging** – University of Barcelona

Director of the Specialization Course in **Aesthetic and Functional
Gynecology and Female Cosmetic Genital Surgery** –
University of Barcelona

Co-Director of the **Chair of Knowledge Management in
Physiological Aging Medicine** – Universidad Autónoma de
Barcelona - Sociedad Española de Medicina y Cirugía Cosmética



Stretch marks are treated with active ingredient infiltrations (vitamins, amino acids, oligoelements, etc.), physical peeling (dermabrasion, ablative lasers, etc.), chemical peeling (alfa hydroxy acids, phenol, etc.), tissue replumping fillers and surgery to remove skin areas where stretch marks are present.

In 2009 Prof. Pier Antonio Bacci introduced to us Biodermogenesi® as a non-invasive, non-aggressive and highly effective technology. Originally meant for stretch marks treatment, thanks to following research and clinical studies Biodermogenesi® then extended its application to other pathologies or skin pathological states; the most noteworthy is skin aging both consequence of crono-aging (the inexorable passage of time) and photo-aging (exposure to ultraviolet rays).

Biodermogenesi® enables stretch marks to gradually “fill up” and is aimed at making this skin imperfection almost unperceivable. It is a non-surgical painless treatment which minimally invasiveness is complimented by indisputable results supported by objective ultrasounds and biopsies that speaks for themselves.

Although a complete eradication of stretch marks should not be expected, this revolutionary technique, able to treat purplish and white atrophic stretch marks, achieve objective results that are noticed and highly appreciated by patients, who recover their self-esteem sometimes compromised by striae.



Dr. Claudio Urbani

Chief medical Officer at Urban Medical Beauty

EVIDENT OUTCOMES AND PATIENTS' SATISFACTION

Urban Medical Beauty
Via Sardegna, 14 - Roma
Tel. 06 88653165

Back in 2013 I started applying the Biodermogenesi® protocols to the treatment of stretch marks. Outstanding results were observed since the very first session, where the filling up of the striae is improved. As consequence of the stimulation of new melanocytes in the areas exposed to the sun, the colour of the striae is normalized.

The subsequent software updates permitted us to translate these successful outcomes to other skin imperfections such as hypertrophic and hypotrophic scars, face and body skin laxity, cellulite, as the protocol reduces fibrosis, and to vaginal rejuvenation in only 6 sessions without any side effect and discomfort for the patient.

It is based on recreating the conditions in which the Van't Hoff law activates, namely:

- turn skin temperature between 39° and 40°C
- focused electromagnetic field
- vacuum
- skin nourishment (hyaluronic and amino acid-based serum)
- improvement of arteriovenous microcirculation
- detoxification of extra-cellular matrix to reactivate the lymphatic circulation

Result: 400% increased cellular mitosis with production of type III collagen and elastin. Establishment of new melanocytes and consequent loss of the zebra effect after sun exposure on body parts with stretch marks.

Prof. Domenico Amuso

Academic Vice Director of the **Second Level Master in Aesthetic Medicine and Anti-aging** - University of Verona

Lecturer at the **International School of Aesthetic Medicine** - Fatebenefratelli Foundation, Rome

Lecturer at the **Second Level Master in Aesthetic Medicine of the face and wellness** - University of Chieti and Pescara.

Via San Giovanni Bosco, 206 - Modena
Tel. 366 4906520

AESTHETIC MEDICINE IS SERIOUS!



Aesthetic Medicine is serious and Biodermogenesi® offers to its patients treatments and reliable data. In a world of marketing and fake it is good to know that some manufacturer is working correctly and in a proper scientifically way.

Considering the incidence of stretch marks on human race, from the eighteenth century to date there are dozens of catalogues on human races, where between 2 and 200 races were identified. These catalogues were in conflict with each other. Eventually, studying genomes has proven that every human being shares 99,9% of his DNA with every other human and the remaining 1/1000 is distributed in such a way that each population has on average 88% variability of the entire human species.

Biodermogenesi® goes beyond these considerations and, in a democratic way, treats everyone without making any distinction of race and gender, getting a satisfaction score of more than 80%. In case of mechanical or chemical tissue damage, the skin either increases the amount of tissue, hyperplasia, or generates an atrophy, typical of stretch marks. Biodermogenesi® is the only method that, if wisely used, is able to stop both of them.

In my clinic Biodermogenesi® has become a loyal friend and a certainty for those patients with stretch marks on their body.

Prof. Cinzia Leonardi

Second Level Master in Wellness Aesthetic Medicine

GREAT COMPLIANCE THAT PUT AN END TO THE TABOO OF STRETCH MARKS

Biodermogenesi®: the versatile medical device that provides great patient compliance and enabled doctors to amazingly overcome the taboo of stretch marks. In fact, most of the patients who tried the stretch marks camouflage treatments previously proposed by doctors, often stopped the treatment unsatisfied. Its application to stretch marks was the deciding factor we considered when purchasing Biodermogenesi®, but after using it we discovered that it also provides excellence results on tissue atrophy such as skin laxity; therefore, we started using it on abdomen, thighs and arms as well. The perfect balance of radiofrequency and electromagnetic fields stimulates the skin tissue and encourages its regeneration. To us doctors, who we consider ourselves artisans given that we work with our hands, this is incredible!

I want to present a different case to you, because the application on both hypertrophic and atrophic scars is the most interesting, medically. The patient is a 26-year-old male with a post-surgical atrophic scar on the right side of the forehead, roughly 2 cm broad and 0,2/3 cm depth (practically the same thickness of forehead skin).

I thought it would be perfect to demonstrate Biodermogenesi®'s regenerative stimulation capability, even if I was uncertain of the result due to the irregular surface of the intervention area (forehead) which made it difficult to use the handpiece, to particularly seborrheic skin, and little subcutaneous tissue.

After asking for and obtaining the availability for the treatment without knowing how long it would last, we began Biodermogenesi® treatment sessions: at first on a weekly basis, then biweekly and then again weekly, for 10 minutes. The photographs show the phases of the regeneration process with a complete restitutio ad integrum as result.

Biodermogenesi® is a medical device for skin regeneration. Its unquestionable capability of stimulating skin regeneration and repair processes projects it into the future of the Medicine, not only Aesthetic. In my opinion, biostimulation and regenerative medicine will be the future of Aesthetic Medicine; they will replace the today's coarse anti-aging techniques that they will lead to the loss of naturalness in the long term.



Via XII Gennaio, 1G - Palermo
Tel. 328 8759245

As a plastic surgeon, I was supposed to intervene surgically and, no matter how good I am, I would still have left a scar. Not to mention that the patient would first have to treat the area with specific products for seborrhea, which had caused the stitches to dehiscence in the first surgery, then undergo the operation, wait for the suture to heal and finally, after removal of the stitches, protect scar from sunlight to avoid pigmentation. Hence, the surgical path is short only for the surgeon.

I conclude by thanking whoever invented this technology and made it available to us doctors, who are now able to meet the demands of our patients, to whom we had little to offer.



Evolution

During the treatment, at the last session and 8 months after completing the treatment cycle

Dr. Şerafettin Saraçoğlu

Dermatologist

MY CHOICE AMONG BIOMEDICAL DEVICES



We have been successfully applying the Biodermogenesi® method in my clinic since 2013. Although the first Bi-one® version required more sessions, we achieved successful results in new and old striae.

With the new technology improvements introduced, including new applicators and new protocols, the Bi-one® 2.0 MD device has enabled us to achieve very effective results in fewer sessions. The decrease in the number of sessions also positively affected the patients' compliance to treatment. So instead of 15 to 20 sessions, now we only need to carry out 8 to 10 sessions with improved results.

Besides that, I tried Biodermogenesi® on post operational scars and burn scars. I observed regression and softening in scars and contractures within 5 to 6 sessions. The fact that the treatment is painless, especially in children, with problems such as contracture hypertrophic scar, provides succesful patient compliance and results, emphasizing Bi-one® 2.0 MD as a major choice among energy-based devices.

Apart from striae and scars, I mostly use Biodermogenesi® for facial and cellulite treatments, due to its skin elasticity and collagen tissue increasing, and it's fibrosis breakdown effects. When applied regularly I get significant improvements in a few sessions without affecting my patients daily routine.

Bi-one® 2.0 MD has become an indispensable device to our clinic. The successful results of the Biodermogenesi® method have enabled us to obtain new references in addition to patient compliance. The safety standards together with pain free treatments delivering results without any mechanical or energy based trauma is important to me. As it continues to evolve, at our clinic we will continue to renew our Bi-one® devices.



Dr. Elisabetta Fulgione

Specialist in Dermatology and Venereology

Dermatology Clinic - University of Campania "Luigi Vanvitelli"
at Adec, via E. De Amicis n.30, 20123 Milan
Tel. 02 878200

Biodermogenesi® allows a perfect synchrony between aesthetic and functional improvement that allows us to obtain valid results both in the treatment of imperfections, anti-aging, stretch marks, scars, cellulite, and in dermatologic manifestations.



Dr. Aldo Reale

La Cura Medical
Via Conte Rosso n. 1, 86100 Campobasso
Tel. 0874 92796

Doctors' most difficult challenge concerns the treatment of stretch marks. With Biodermogenesi® we have witnessed significant results and even the resolution of the problem. To us it is a great accomplishment, to our patients the solution or a relevant improvement of an imperfection that usually has a huge impact on their well-being.



Dr. Chiara Canci

Via Caroncini n. 4, Roma
Tel. 06 8072116

As a dermatologist, I am interested in all techniques capable of stimulating the skin regeneration. I've known Biodermogenesi® for several years and I mainly use it for stretch marks treatment. The synergy of radiofrequencies and magnetic fields results in the stimulation of fibroblasts and pigmentation of the stretch marks. Results are stable over time and tend to improve in the years after the treatment. Most of my patients are very young and sometimes experience deep discomfort because of the striae they have, but on them I obtain the best long-lasting results in a shorter time. What I care about most is the safety of my patients: it is fundamental to me to treat them without exposing them to any risks. I chose Biodermogenesi® because it is a painless, no-marking treatment which enable the patient to immediately get back to his activities, it can be performed even in summer and in these years it has never caused side effects. In addition, it is the result of the Italian ingeniousness!



Dr. Bianca Diffidenti

Via A. Manzoni n. 40/44, San Giorgio a Cremano (NA)
Tel. 081 7718300




I approached this technology with extreme curiosity and healthy skepticism typical of doctors. For many years we have been flooded with medical devices and equipments that promised us much more than they actually could offer, but Biodermogenesi® has overcome all my reservations. We are used to the concept of creating a “damage” in order to get a “repair”. Biodermogenesi®, on the contrary, is based on positive stimulation that does not create aggression; this is possible thanks to the electromagnetic field that generates an acceleration of intercellular and cellular exchanges and an increase in their intrinsic turnover. In recent years, the aesthetic medical approach has changed thanks to the many scientific studies and to the increase of our knowledge in this expanding medical sector. I believe that this technology is perfectly integrated into this vision, aimed not at correcting the effect or the imperfection as it is, but at seeking specific therapy and the prediction of the effect itself.



Dr. Eliana Lanza

Via Monfalcone n. 28A, Catania
Tel. 328 8497518


Biodermogenesi® is an innovative technology that, thanks to the electromagnetic fields, enables skin regeneration. This allows us to work on imperfections such as stretch marks, skin laxity, cellulite and scars and to obtain results never seen before without having side effects and feeling pain during the treatment.



Dr. Ester D'Amore

Via Adua n. 2/G, Erba (CO)
Tel. 031 611535

Biodermogenesi®: the most innovative treatment I have in my studio. Great satisfaction on the treatment of scars and stretch marks.



Dr. Concetta Tiralosi

Via Niscemi n. 37, Caltanissetta
Tel. 093 4542888

Biodermogenesi® made it possible to meet the needs of a high number of our patients that a solution to their imperfections were not found yet. Being able to treat the alterations of dermal structure such as stretch marks and burns and to regenerate them with this exclusive device gives us the chance to take bets that were unthinkable before and gratification.



Dr. Domenico Greco

Via S. Martino n. 2, Borgetto (PA)
Tel. 329 0496825



Having the chance to offer to my patients a valid solution to one of the most annoying imperfections has not left me indifferent. The dozens of cases treated and patients' satisfaction are the confirmation that adding Biodermogenesi® to the other technologies present in my clinic has been a good choice. Biodermogenesi® is a non-invasive treatment able to restructure stretch marks by gradually filling them. The fact that it is effective against cellulite and for skin tone is for sure a something extra.



Dr. Annalisa Beatini

Centro Laserpoint
Via del Murello n, 6 int. 2, Sarzana (SP)
Tel. 338 7712538



Aesthetic Medicine is leaning toward non-invasive treatment methods. I chose Biodermogenesi® because it restores the normal functioning of cells, leading to a real regeneration of damaged tissue, and works on various aesthetic and functional conditions with no pain and side effects. This is Regenerative Medicine. It can be performed in all seasons providing my personal satisfaction and of my patients.

TESTIMONIES



Dr. Maria Grazia Caputo

Circonvallazione Appia n. 41, Roma
Tel. 06 78393744



I approached Biodermogenesi® with some skepticism, that was dispelled by the large amount of pictures and scientific studies supporting this painless and, especially, effective method.



Dr. Gabriela Vasilescu Dr. Francesco Ruffa

IAWOSM
Victoria Medical Center
Via Scipione Ammirato n. 92, Firenze - Tel. 391 3061160




Biodermogenesi® treatments are regularly delivered in our specialized clinics of Regenerative Medicine thanks to its regenerative and reparative action. It is a strong support for treating burn, post-traumatic or post-surgical scars. We have devoted whole chapters and decades of work to the treatment of acid or accidental burns and Biodermogenesi®, joint with other medicine and regenerative surgery techniques, showed itself to be a certain, safe and useful ally, the effectiveness of which is optimal both aesthetically and functionally.



Dr. Francesco Madonna Terracina

Spheramed
Via G. Antonelli n. 44, Roma - Tel. 06 80691371
Viale Trieste n. 57B, Tivoli (Roma) - Tel. 0774 332580
Via Reggimento n. 4, Monte San Giovanni Campano (FR) - Tel. 329 0077300

After many years of medical hi-tech I can finally state that Biodermogenesi® is the “solution” to the treatment of stretch marks, scars and a very valuable aid in firming face and body skin tissue. This sophisticated technology combines brilliant results with the comfort of a treatment without side effects, thus providing a finally satisfying experience for the operator and the patient.



Dr. Uzma Tiwana Ayub

IAWOSM
Karachi (Pakistan)

Being a doctor, I always believed that we should only do procedures which gives good results and satisfy our patients. Patient satisfaction always comes first. It gives excellent results on face and neck by improving laxity, increases hydration, minimizing fine lines ultimately lifts face and neck. Patients are satisfied usually after just 3 sessions. Usually 6-8 sessions are needed. Once or twice weekly. Experience of its use in hypertrophic scars is beyond my expectations. I have been doing scar management for the last 11 years. Now Biodermogenesi® has become one of my favorites. It satisfies patients and as well myself. Much improvement have been appreciated in scar scale just after 4-6 sessions. One session per week. Thank you Biodermogenesi®.



Dr. Elisa Venditti

Corso Francia n. 1Q, Rivoli (TO)
Tel. 011 9566376

Biodermogenesi® is a revolution! Multiple pathologies such as stretch marks, scars, genitourinary syndrome are treated with a single device in a surprisingly effective way. Its effectiveness astonished my patients and the results are evident from the very first application.



Dr. Francesco Lino

Via Chierici n. 6, Caserta
Tel. 334 8309917

As a surgeon I have always be wary of medical technologies. A series of wonderful surprises has followed the chance discovery of Biodermogenesi®. Today I can combine my surgical activity with Biodermogenesi®'s action and regenerate skin tissue and stretch marks without side effects, risks and pain.

TESTIMONIES



Dr. Giovanni Alberti

Via Cilea n. 11, Palermo
Tel. 348 8556496

When I started using Biodermogenesi seven years ago, I was the first in Palermo and one of the first in Italy, so it was basically a gamble: “if it works, I am committed to study and raise awareness of this unique and non invasive method that permits to reduce and almost make disappear the stretch marks and to tan even the oldest one”. Well, it was a winning bet; thanks to the remarkable results obtained, I managed to publish articles on national and international journals proving the effectiveness of this methodology. In one of these publications I also mentioned my intuition to apply this method to the treatment of “cellulite”, possible thanks to its micro-circulation, skin tone and cellular function improving effect. Result of the new version of the Bi-one 2.0 MD device is the achievement of even superior outcomes with fewer sessions and in different fields of application.



Dr. Roberto Lualdi

Via Padre Secchi n. 29, Legnano (MI)
Via Bramante n. 9, Milano
Tel. 0331 593049

I have to admit that at first I was a little doubtful and skeptical about Biodermogenesi®, maybe because unfortunately we doctors are hounded every day with striking innovations promising results beyond all expectation. Biodermogenesi® scientific approach is supported by university studies. Furthermore, operating protocols are made available to doctors on the E-learning training platform. When these procedures are correctly followed, we get outstanding results in stretch marks and scar treatments. Biodermogenesi® has proven to be a valuable ally as an adjunct in treating imperfections, enabling face rejuvenation and in firming some body parts such as breast and gluteus.



Dr. Katia Caccamo

Via Cornelia n. 45, Modica (RG)
Tel. 338 1631876



After years of looking for treatments against stretch marks, Biodermogenesi® has revolutionized my over time acquired beliefs about this unpleasant imperfection. The possibility of having a safe, effective and free of side effects treatment method is a rarity in Aesthetic Medicine, and being able to ensure to the patient the certainty of the result is priceless. The joy felt by the patients when, at the end of the treatment, they see the much-hated stretch marks gone, skin tone and elasticity regained and flawless results on cellulite, is a great satisfaction; this together with its versatility, makes Biodermogenesi® a must-have in Aesthetic Medicine practices.



Dr. Ido Sarracco

Via G. Salvemini n. 4, Benevento
Tel. 0824 51407



Biodermogenesi® is a touchstone for Regenerative Medicine. It is excellent in anti-aging and a point of reference in the non-invasive treatment of stretch marks and scars. A state-of-art technology at the service of Aesthetic Medicine.




Dr. Luca Paoielli

Via Castelfidardo n. 19 - Busto Arsizio (VA)
Tel. 345 3418961

Thanks to its innovative technology Biodermogenesi® exploits the electromagnetic fields to restore skin regenerative ability: the treatment is effective, non-invasive, free of side effects and does not have restrictions on sun exposure, so it is ideal in every time of the year. Its versatility, combined to an initial assessment, allows you to find the best suited treatment program for each patient. Biodermogenesi® treats post-surgical, burn scars, fights the signs of aging on face and neck, reduces PEFS and stretch marks, contributes to the firming of loose skin tissue.

TESTIMONIES



Dr. Maria Albini

ISER
Via Caduti di Marcimelle n. 7, Milano
Tel. 02 35956256



For some years now Biodermogenesi® is present in our structure and our patients have had great satisfactions in getting rid of both white and red stretch marks. Session after session they see the result and, particularly, send us the pictures of the treated area now able of tanning again. The outcomes achieved boost their body confidence and mental well-being, so they return home satisfied with their path.




Dr. Marina Pagano

Gruppo SEM - Medicina e Benessere
Via Martiri d'Ungheria n. 39, Scafati (SA)
Tel. 081 8506197



I have been using Biodermogenesi® since 2013 with excellent results both clinically and satisfactory for the patient. Biodermogenesi® is a unique and effective technology for all those people who, like me, believe in Regenerative Medicine as a way to improve imperfections. This method integrates very well and enhances the results of other methods for both face and body treatments. The absolute plus is its plumping and firming action of skin and subcutis.



Dr. Gisella Elvira Cotilli

Via Messina n. 1, Gioia Tauro (RC)
Tel. 096 651320

Biodermogenesi® has been present in my aesthetic medicine practice for a year. I appreciate all programs for the different imperfections even if the most impactful and praiseworthy results are in stretch marks treatment. It raised the expectations of many incredulous women and permitted to treat, in a safe and non-traumatic way, severe cases in the young. This far exceeds even the innovative and technological aspects. It is a great satisfaction and a guarantee in Medicine!



Prof. Roberto Amore

Aesthetic Medicine & Cosmetic Surgery
Via Marradi n. 32, Cecina (LI)
Tel. 328 5720382



Biodermogenesi® is one of the few successful therapeutic prospects against difficult to treat imperfections such as stretch marks, keloids and skin surface roughness: it is effective, painless, non-invasive and easy to perform. What else?



Dr. Roberto Zunica

Centro medico Prolife
Via Venezia n. 8, Civitanova Marche (MC)
Via Salaria n. 362, Castel di Lama (AP)
Tel. 0736 812107, 327 7941488



During my thirty-year career as an aesthetic doctor, I have always been seeking for minimally invasive regenerative methods to ensure my patients efficacy, comfort and natural results. This is why when 8 years ago I approached Biodermogenesi®, I immediately understood its geniality, innovation and operating philosophy aimed at regenerating and aesthetically and functionally recovering the skin tissue. My intuition ended up being correct: quick and tangible results, invasiveness, total safety and always positive feedback from the treated patients. This is how Biodermogenesi® soon became an irreplaceable workhorse of my practices, an indispensable technology to successfully face and solve complex medical-aesthetic problems, such as stretch marks, skin laxity and aging, scars and cellulite.




Dr. Simona Laura

Via Colonnello Aproso n. 420, Vallecrosia (IM)
Tel. 335 5369767

Biodermogenesi® is fundamental in the medical aesthetic field, in anti-aging and in the therapy of skin pathologies such as scars and burn scars, where we obtain an evident tissue regeneration. The results are highly appreciated by the patients.

TESTIMONIES



Dr. Maria Elena Spinelli

Fisiodom
Via Cavalieri di Vittorio Veneto n. 29, Vicenza
Tel. 347 7340810



Dr.ssa Maria Elena Spinelli
medico chirurgo

I have to be honest, at first I was a little skeptical, but, given the outcomes achieved and patients' compliance, I am more than happy to have Biodermogenesi® in my practice. It is an all-rounder method that allows us to get wonderful results in stretch marks, anti-aging, scar and skin regeneration treatments.



Prof. Michele Lomuto

Via Cardassi n. 49, Bari
Tel. 328 8692245
Via Santa Restituta n. 7, Manfredonia (FG)
Tel. 0884 512368

Thanks to the excellent outcomes achieved in total absence of side effects and without resorting to surgery, Biodermogenesi®, that have been giving me great satisfaction for 5 years, is a major step forward in Regenerative Medicine.



Prof. Michele Angelo Farina

Primario di Chirurgia Vascolare
Presidente Onorario-Fondatore della Società di Medicina e Chirurgia Rigenerativa Polispécialistica SIMCRI



Dr. Eleonora Farina

Specialista in Chirurgia Vascolare ed Endovascolare
Master in OssigenoOzonoterapia
Master in Medicina e Chirurgia Rigenerativa Polispécialistica
Dirigente ASL Napoli 3 Sud

Studio Medico Farina
Via Laviano n. 142, Caserta
Tel. / Fax 082 3321163

Biodermogenesi® method was conceived as aesthetic treatment, for stretch marks in particular. A new field of application could be the treatment of ulcers; at the moment we have an early-stage little experience on this field, but the good results obtained give us confidence.



THE EVIDENCE OF
THE RESULTS

THE EVIDENCE OF THE RESULTS



Archive Dr. G. Alberti - Palermo




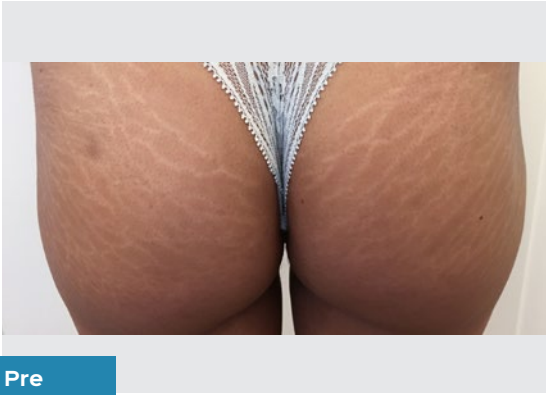
Archive Prof. A. Artigiani -Pisa



Archive of the School of Dermatology - University of Pisa



Archive Dr. C. Calonzi



Archive Dr. F. Madonna Terracina - Rome



Archive Dr. P. A. Bacci - S. Frappi

LIST OF THE CENTERS OF THERAPEUTIC EXCELLENCE BIODERMOGENESI® IN ITALY

PIEDMONT

Dr. Elisa Venditti
Corso Francia, 1Q
Rivoli (TO)
t. 011 9566376

Dr. Luigi Turco
Via dell'Arsenale, 41
Torino
t. 347 8333037

Dr. Roberto Italia
Via Mazzini, 3
Fossano (CN)
t. 0172 60314

LOMBARDY

Dr. Elisabetta Fulgione
Adec
Via E. De Amicis, 30
Milano
t. 02 878200

Dr. Ester D'Amore
Via Adua, 2/G
Erba (CO)
t. 031 611535

Dr. Roberto Lualdi
Via Padre Secchi, 29
Legnano (MI)

Via Bramante, 9
Milano
t. 0331 593049

Dr. Luca Paolelli
Via Castelfidardo, 19
Busto Arsizio (VA)
t. 345 3418961

Dr. Maria Albini
Iser
Via Caduti di Marcimelle, 7
Milano
t. 02 35956256

Dr. Sara Russo
Via Gallarate, 10-12
Brunello (VA)
t. 033 2463399

Dr. Sara Russo
Polispecialistica Lariana
Via Anzani, 37a
Como
t. 333 2333699

Adec srl
Via E. De Amicis, 30
Milano
t. 02 878200

Centro Salute Poliambulatori
Dr. Ezio Corbellini
Via Colico, 43/A
Piantedo (SO)
t. 0342 682132

Dr. Elena Tognetti
Via Fabio Filzi, 25
Cremona
t. 333 8080332

Dr. Emilio Ostilio Ottavo
Via Giacosa, 12
Varese
t. 371 4913477

VENETO

Dr. Maria Elena Spinelli
Fisiodom
Via Cavalieri di Vittorio Veneto, 29
Vicenza
t. 347 7340810

Dr. Sonja Denic
Via XX settembre 85A
Saonara (PD)
t. 340 8335447

Clinica Laser Revolution
Via Granatieri di Sardegna, 1371
Chioggia (VE)
t. 393 9023448

If you do not find here the nearest Center of Therapeutic Excellence Biodermogenesi®, search on www.biodermogenesi.com website.

Medical Laser Clinic

Via Archimede, 10
San Martino Buon Albergo (VR)
t. 045 990465

Sport medical center

Via Monte Pastello, 14C
San Giovanni Lupatoto (VR)
t. 045 8537398

Dr. Oriana Maschio

Medicaline

Piazza Europa Unita, 51
Castelfranco Veneto (TV)
t. 0423 493372

LIGURIA

Dr. Annalisa Beatini

Centro Laserpoint

Via del Murello, 6 int. 2
Sarzana (SP)
t. 338 7712538

Dr. Simona Laura

Via Colonnello Aprosio, 420
Vallecrosia (IM)
t. 335 5369767

EMILIA ROMAGNA

Dr. Domenico Amuso

Via San Giovanni Bosco, 206
Modena
t. 366 4906520

Poliambulatorio Agresti

Dr. Franco Lauro, Dr. Lucia Boschi

Via Agresti, 4/6
Bologna
t. 051 230111

Dr. Alessandra Cardis

Pizza Cittadella, 15
Piacenza
t. 392 4470314

TUSCANY

Prof. Pier Antonio Bacci

Centro di Patologie Estetiche

Via Monte Falco, 31
Arezzo
t. 0575 355998

Dr. Gabriela Vasilescu

Dr. Francesco Ruffa

IAWOSM

Victoria Medical Center

Via Scipione Ammirato, 92
Firenze
t. 391 3061160

Dr. Roberto Amore

Aesthetic Medicine & Cosmetic Surgery

Via Marradi, 32
Cecina (LI)
t. 328 5720382

MARCHE

Dr. Roberto Zunica

Centro Medico Prolife

Via Venezia, 8
Civitanova Marche (MC)

Via Salaria, 362

Castel di Lama (AP)

t. 0736 812107 - 327 7941488

LATIUM

Dr. Claudio Urbani

Urban Medical Beauty

Via Sardegna, 14
Roma
t. 06 88653165

Dr. Chiara Canci

Via Caroncini, 4
Roma
t. 06 8072116

Dr. Maria Grazia Caputo
Circonvallazione Appia, 41
Roma
t. 06 78393744

Dr. Francesco Madonna Terracina
Spheramed
Via G. Antonelli, 44
Roma
tel. 06 80691371

Viale Trieste, 57B
Tivoli (Roma)
t. 0774 332580

Via Reggimento, 4
Monte San Giovanni Campano (FR)
t. 329 0077300

Dr. Mariarosaria Di Placido
Via della Vite, 3
Roma
t. 347 6508661

Dr. Maria Grazia Caputo
Circonvallazione Appia, 41
Roma
t. 06 78393744

Dr. Gianluca Fatuzzo
V.le della Marina 9, scala A/int. 5
Ostia (Roma)
t. 320 3254426

MOLISE

Dr. Aldo Reale
La Cura Medical
Via Conte Rosso, 1
Campobasso
Tel. 0874 92796

CAMPANIA

Dr. Bianca Diffidenti
Via A. Manzoni, 40/44
San Giorgio a Cremano (NA)
t. 081 7718300

Dr. Francesco Lino
Via Chierici, 6
Caserta
t. 334 8309917

Dr. Ido Sarracco
Fime
Via G. Salvemini, 4
Benevento
t. 0824 51407

Dr. Marina Pagano
Gruppo SEM - Medicina e Benessere
Via Martiri d'Ungheria, 39
Scafati (SA)
t. 081 8506197

Prof. Michele Angelo Farina
Dr. Eleonora Farina
Studio Medico Farina
Via Laviano, 142
Caserta
t. 082 3321163

Alla Violetta
Via Bernini 25/Sc. A
Napoli
t. 081 5565141 - 081 2292033

Dr. Dario Dorato
Studio Medico Lidar
Via Passanti, 26
San Giuseppe Vesuviano (NA)
t. 081 5296142

APULIA

Dr. Giovanni Profeta
Via Neviera, 64
Capurso (BA)
t. 080 3219207

Prof. Michele Lomuto
Via Cardassi, 49
Bari
t. 328 8692245

Via Santa Restituta, 7
Manfredonia (FG)
t. 0884 512368

Dr. Mauro Rana
Maskforbeauty
Via Bixio, 60
Putignano (BA)
t. 080 4054341

Dr. Carlo Laudadio

Via Cianciaruso, 19
Noicattaro (BA)
t. 080 4783503

CALABRIA

Dr. Gisella Elvira Cotilli

Via Messina, 1
Gioia Tauro (RC)
t. 096 651320

Dr. Ermanno Celestino

Pzza Martin Luther King
Rende (CS)
t. 0984 846048

Dr. Antonio Callea

Via Pio XI Diramazione Gulli, 35
Reggio Calabria
t. 0965 594633

Dr. Francesco Stirparo

Viale Pio X, 63
Catanzaro
t. 0961 728234

SICILY

Dr. Eliana Lanza

Via Monfalcone, 28A
Catania
t. 328 8497518

Prof. Cinzia Leonardi

Via XII Gennaio, 1G
Palermo
t. 328 8759245

Dr. Concetta Tiralosi

Via Niscemi, 37
Caltanissetta
t. 093 4542888

Dr. Domenico Greco

Via S. Martino, 2
Borgetto (PA)
t. 329 0496825

Dr. Giovanni Alberti

Via Cilea, 11
Palermo
t. 348 8556496

Dr. Katia Caccamo

Medestè

Via Cornelia, 45
Modica (RG)
t. 338 1631876

Dr. Giovanni Marafioti

Via Martiri di Via Fani, 27
Rocca di Capri Leone (ME)
t. 0941 958963

Dr. Antonio Calopresti

Via Madonna del Lume, 42
Milazzo (ME)
t. 338 9720597

Dr. Cinzia Incandela

Via Ercole Bernabei, 51
Palermo
t. 091 5084907

Dr. Massimiliano Sparacello

Via Nunzio Morello, 10
Palermo
t. 091 7219498

Casa di Cura Vittoria

Via dei Templi, 116
Castelvetrano (TP)
t. 0924 81075

Dr. Maria Catena Aloisi

Via Nazionale, 387
Messina
t. 347 8049674

Dr. Paolo Palmi

Via Marconi, 4
Augusta (SR)
t. 339 7355698

Dr. Francesco Tomasello

Corso del Popoo, 44
Paternò (CT)
t. 095 845999

Dr. Gianluca Pompili

Corso Savoia, 136
Acireale (CT)
t. 095 7921509

Biodermogenesi® is an innovative technology capable of recovering skin maximum regenerative ability.

Biodermogenesi® was selected by the Innovation Agency of the Presidency of the Council from among the Italian patents with the highest innovative and technological content.



Biodermogenesi® is a patent of sole property of Expo Italia.

Bi-one® and Biodermogenesi® are registered trademarks of sole property of Expo Italia.



EXPO ITALIA s.r.l.

Tel. (+39) 055 7875341

e-mail from Italy: info@biodermogenesi.com

e-mail from abroad: export@biodermogenesi.com



www.biodermogenesi.com

